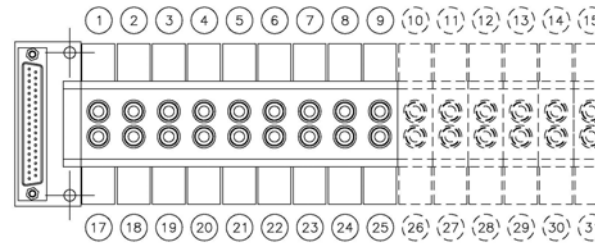

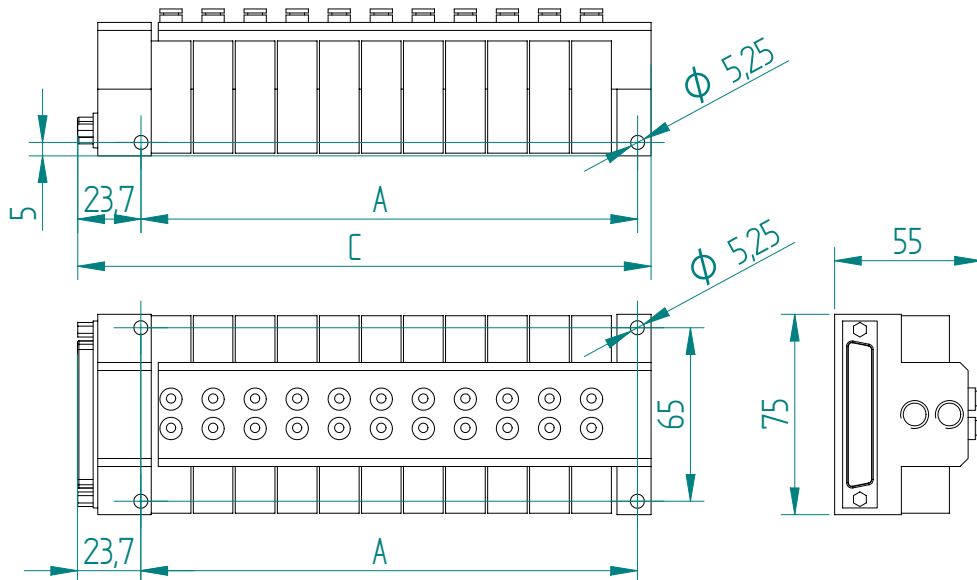
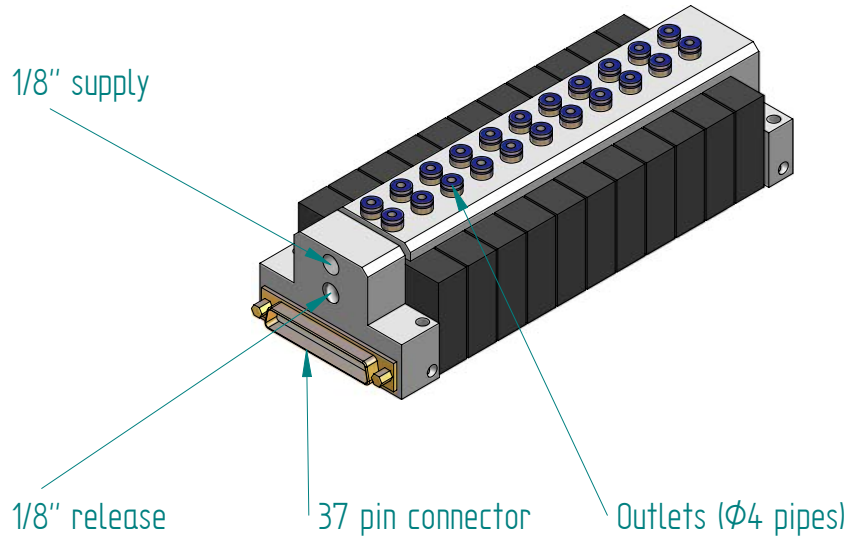


ELECTROVALVE GROUP FEATURES:

- 37 pin connector
- 24V DC supply
- Ø4 pipes outlets
- 3/2 normally closed electrovalves
- IP40 protection



CONNECTIONS SCHEME

CONNETTORE 37 POLI / 37 PINS CONNECTORS		
RIF. SU CONNETTORE CONNECTOR REFERENCES	COLORE FILO	WIRE COLOR
1	BIANCO	WHITE
2	MARRONE	BROWN
3	VERDE	GREEN
4	GIALLO	YELLOW
5	GRIGIO	GREY
6	ROSA	PINK
7	BLU	BLUE
8	ROSSO	RED
9	NERO	BLACK
10	VIOLA	VIOLET
11	GRIGIO/ROSA	GREY/PINK
12	ROSSO/BLU	RED/BLUE
13	BIANCO/VERDE	WHITE/GREEN
14	MARRONE/VERDE	BROWN/GREEN
15	BIANCO/GIALLO	WHITE/YELLOW
16	GIALLO/MARRONE	YELLOW/BROWN
17	BIANCO/GRIGIO	WHITE/GREY
18	GRIGIO/MARRONE	GREY/BROWN
19	BIANCO/ROSA	WHITE/PINK
20	ROSAMARRONE	PINK/BROWN
21	BIANCO/BLU	WHITE/BLUE
22	MARRONE/BLU	BROWN/BLUE
23	BIANCO/ROSSO	WHITE/RED
24	MARRONE/ROSSO	BROWN/RED
25	BIANCONERO	WHITE/BLACK
26	MARRONE/NERO	BROWN/BLACK
27	GRIGIO/VERDE	GREY/GREEN
28	GIALLO/GRIGIO	YELLOW/GREY
29	ROSA/VERDE	PINK/GREEN
30	GIALLO/ROSA	YELLOW/PINK
31	VERDE/BLU	GREEN/BLUE
32	GIALLO/BLU	YELLOW/BLUE
33	VERDE/ROSSO	GREEN/RED
34	GIALLO/ROSSO	YELLOW/RED
35	VERDE/NERO	GREEN/BLACK
36	GIALLO/NERO	YELLOW/BLACK
37	GRIGIO/BLU	GREY/BLUE

OUTLETS NUMBER	A	B	C
10	90	125	118.7
12	106	141	134.7
14	122	157	150.7
16	138	173	166.7
18	154	189	182.7
20	170	205	198.7
22	186	221	214.7
24	202	237	230.7
26	218	253	246.7
28	234	269	262.7
30	250	285	278.7

REV.	DESCRIZIONE REVISIONE			DATA	FIRMA
05/07/2007	DISEGNATO	CONTROLLATO	APPROVATO	16/07/2007	16/07/2007
M. Ronconi	L. Mattioli	U. Pagliardini			

